

C/N:HLK

P/C:HLK-405

P/N:HLK-405

CUSTOMER REV:

APPROVED BY:

REVISIONS

DESCRIPTION

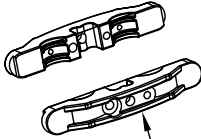
DATE

SIGNATURE

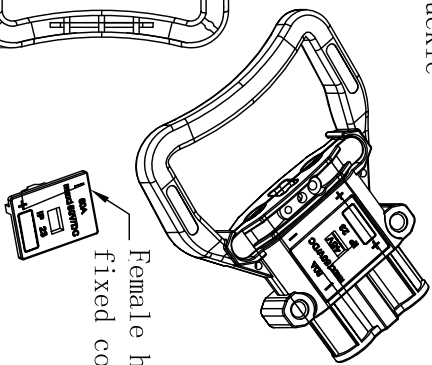
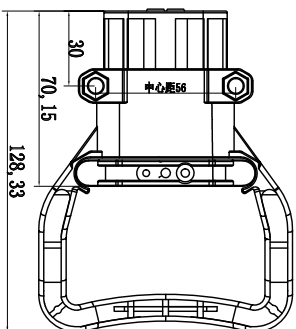
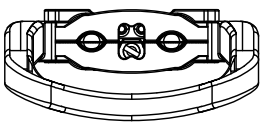
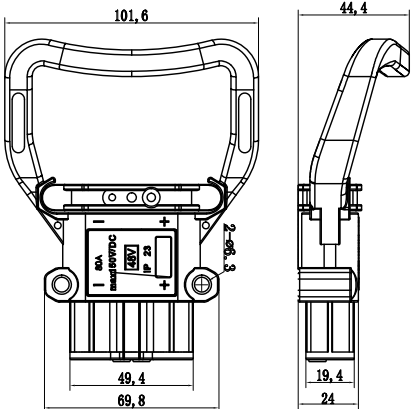
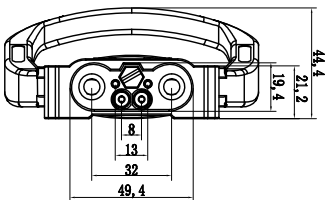

REV.	DESCRIPTION	DATE	SIGNATURE
△			
△			
△			



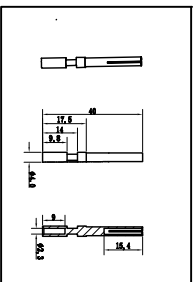
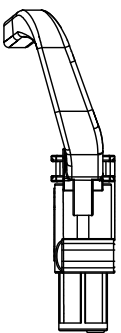
The remaining



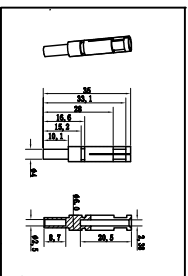
Female wire harness buckle plate

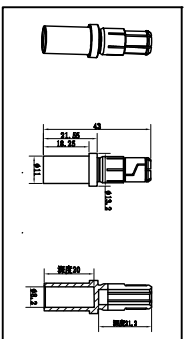
Plastic sleeve for auxiliary terminal under female head



Upper auxiliary needle X2



Lower auxiliary needle X2 (Trocar needle)



Terminal X2

SIGNATURE

ENGINEER BY: Mandy Hoo

MANAGER BY: John Han

CHECKED BY: David Wang

SALES BY: Eleven Wang

**HONLIX**<sup>®</sup> HONLIX INC.  
HTTP://WWW.HONLIX.COM

PRODUCT NO:HLK-XXX DATE: 2024.12.11

UNIT: mm SHEET: 1 OF 1 REV. 0

H/C: HLK-405

SPECIFICATION	
Rated Operating Voltage	150V
Rated Current	Power80A*2C+Signal10A*4C
Peak Current	88A/35seconds
Insulation Resistance	500MΩ/150V DC
Withstand Voltage/AC	2500V Power/1500VSignal
Durability	5000 Cycles
IP Rating	Mated:IP23 Unmated:N/A
Salt Spray	5% NaCl, 24H
Flame Class	UL94 V-0 (Materials)
Operating Temperature	-40℃~125℃
UV Resistance Grade	N/A
Mating Part No	HLK-404
Maximum Cable Range	0D≤25mm

TERMS OF BUSINESS	
MOQ	1PCS
Lead Time	1-2 Weeks
HS Code	8544422100
Warrenty	1 Year
Terms of Payment	T/T 100%
Terms of Shipment	EX Works

UNMARED TOLERANCE DEFINATION	
0~5	±0.2
5~15	±0.3
15~30	±0.5
30~100	±0.8
100~300	±1.0
300~1000	±1.2

① NO.	ITEM	DESCRIPTION	QTY
HLK-405	HLK-404	Power80A*2PIN+Signal10A*4PIN Female Connector	1PCS

THE INFORMATION CONTAINED HEREIN IS PROPRIETARY TO HONLIX. ANY USE OR DISCLOSURE OF THIS INFORMATION, EXCEPT FOR THE EXCLUSIVE BENEFIT OF HONLIX IS PROHIBITED.